



Market Intelligence

Telecom Media & Digital Markets

 Brussels | London | Montpellier | Paris | Rabat



IDATE
DIGI WORLD

EXPERTISE
CONSULTING
NETWORKING

Our value proposition in a nutshell

I	INTERNATIONAL	Vision of digital innovative countries with in-depth focus on Europe and Middle East
D	ETAILED DATA	Granular sizing and forecast of leading digital markets in value and volume
A	NALYSIS	Experts with more than 20 years of experience in their domain covering Technology, Business and Regulation trends
T	AILOR-MADE	Custom research also available as a complement (additional segments, technologies and countries)
E	COSYSTEM	Large network of stakeholders in the extended value chain with extensive benchmark of main players



Focus on Digital Disruptions

Leverage 6 collections through 6 formats

FTTx & GIGABIT SOCIETY

FTTx, xDSL, Cable/DOCSIS,
Regulation, Wholesale, SDN/NFV,
Funding of PPP, Copper Switch off

WIRELESS 5G

5G Markets, Networks and
applications, Spectrum, Slicing, FWA,
Private Networks, RAN, CAPEX

DIGITAL ECONOMY

OTT Markets, Telecom Markets and
Prospective, Digital geopolitics,
Disruptive players



FUTURE TV & DIGITAL CONTENT

OTT regulation, Funding of Content,
Regulation, Piracy, Video games, Esports,
TV players strategies

SMART VERTICALS & IoT

Cellular M2M, including 5G and LPWA,
vertical IoT markets, IoT Platforms, Telcos
strategies, Mobility

EMERGING TECH

Artificial Intelligence, Blockchain, Robotics,
Quantum Computing, Edge computing, 6G



Market reports



Datasets



Insights



Analyst support



Webinars



On-site presentations

Access to deliverables through our online platform

► Editable data:

Export data tables to Excel and create custom charts

► Crop and export

Crop and select an area, add the selection to clippings and export into Word or PowerPoint

► Clip sections or full slides

Clip multiple slides from different reports and export into a presentation-ready format

- **Download your licensed reports** (PDF and Excel format)
- **Access to tables of content, samples and demo datasets**
- **Receive email notifications** when new content is available on your account
- **Advanced search**
Search across the whole SlideViewer deck, search keywords are highlighted
Filter to identify relevant figures, charts and relevant tables

Global View of Digital Economy

DigiWorld Yearbook series

Get also a glimpse of our publications through The DigiWorld Yearbook! (in paper, PDF or free online after account creation)

The YearBook is the report of reference for insights into global industry trends and future scenarios. It is built mainly as a collection of extracts from our publications.



Global edition

www.digiworldyearbook.idate.org



Africa edition


www.digiworldyearbookafrica.idate.org



FTTx & Gigabit Society

Our key strengths

World reference for data and rankings for the FTTH Council chapters



80+ Countries covered



Up to **10** players per country

Dataset includes subscribers, home passed, breakdown per player and per technology (FTTH, FTTN, Docsis), since 2014 and forecasts up to 2023

Hands-on assistance for FTTx deployment



Public Initiative Networks



Competitive Analysis



Business Modelling

National Broadband Plans



CORNING

dura-line

etisalat



NOKIA

open fiber

Prysmian Group

STC



Telefonica

YOFC

FTTx & Gigabit Society

Reports & Datasets

Type of deliverable	Publication title	Publication date	Unit price (EUR excl. VAT)
Upcoming publications (additional titles to be announced)			
Dataset+Report	FTTx markets in Asia-Pacific	1H 2020	3 500
Report	Set-top boxes	Q1 2020	2 500
Dataset+Report	FTTx Markets in Europe	1H 2020	4 000
Report	FTTx in China	1H 2020	1 500
Report	Open Access in Fiber Regulation	1H 2020	2 500
Dataset+Report	World FTTx Markets	Q1 2020	6 000
Dataset+Report	FTTx markets in Middle East & Africa	2H 2020	3 000
Report	Fixed Wireless Access	2H 2020	3 000
Report	TowerCos and FiberCos	2H 2020	3 000
Report	Docsis 4.0 vs FTTH	2H 2020	3 000
Dataset+Report	FTTx markets in the Americas	2H 2020	2 500
Report	Utilities in Fiber	1H 2020	1 500
Available publications			
Report	High Altitude Platform Systems	Q1 2020	1 000
Report	Will copper switch-off come soon?	Q4 2019	3 000
Report	France's superfast access development programme*	Q4 2019	1 000
Report	PPP for the development of NGA networks in Europe*	Q4 2019	3 000
Dataset	World FTTx Markets - 1H2019	Q3 2019	5 000
Report	Internet access in South Africa	Q3 2019	500
Report	The potential of 5G Fixed Wireless Access*	Q3 2019	3 000
Dataset	FTTx markets in Middle East & Africa	Q3 2019	2 500
Report	Vertical separation	Q3 2019	2 000
Dataset	FTTx markets in Europe	Q3 2019	3 500
Dataset	FTTx markets in the Americas	Q3 2019	2 500
Dataset+Report	From network virtualisation to 5G slicing	Q2 2019	3 000
Dataset	FTTx markets in Asia-Pacific	Q2 2019	3 500
Dataset+Report	Telco & OTT Investment challenges - CapEx dynamics	Q1 2019	3 000
Report	Telco Datacenter strategies	Q4 2018	3 000
Dataset+Report	Business model for an FTTx deployment*	Q3 2018	3 000
Report	FTTH rollout strategies in Emerging Countries	Q2 2018	3 000

* Disponible également en version française

Titles and scheduling of upcoming publications are indicative – details for available publications can be accessed online

Wireless 5G

Our key strengths


European reference for 5G deployments and spectrum



70+ Telcos covered in 5G and SDN/NFV datasets

Dataset includes 5G subscribers (breakdown eMBB/mMTC/uRLLC), 5G telecom revenues (same breakdown) and also country profiles (spectrum, regulation) and main telco profiles (CAPEX, suppliers, pricing)

Analysis of value chain disruptions brought by innovations



Spectrum & mmWaves


Slicing and Private Networks and Edge


IoT markets (mMTC & uRLLC)


Network Integration (SA, DSS, Satellite)


Hands-on FWA Business Modelling



Wireless 5G

Reports & Datasets

Type of deliverable	Publication title	Publication date	Unit price (EUR excl. VAT)
Upcoming publications (additional titles to be announced)			
Dataset+Report	5G Markets in Middle East	1H 2020	2 000
Report	5G Network Architecture and RAN	1H 2020	3 000
Dataset+Report	5G markets in Asia Pacific	1H 2020	3 500
Dataset+Report	5G markets in Europe	1H 2020	4 000
Report	Green 5G	2H 2020	2 500
Report	5G Monetisation	2H 2020	2 000
Report	5G CAPEX	2H 2020	3 000
Report	TowerCos & FiberCos	2H 2020	3 000
Report	6G Developments	2H 2020	2 000
Report	Fixed Wireless Access	2H 2020	3 000
Dataset+Report	World 5G Markets	2H 2020	6 000
Available publications			
Dataset+Report	World 5G markets	Q1 2020	4 000
Dataset+Report	5G markets in Europe	Q4 2019	3 500
Report	Neutral hosts: Accelerator for 5G?	Q4 2019	2 000
Report	5G Private networks	Q4 2019	3 000
Report	6G: So, what happens in 2030?	Q4 2019	2 000
Report	Iliad in Italy: One Year Later*	Q3 2019	1 000
Report	5G monetisation*	Q3 2019	2 000
Dataset+Report	5G markets in Asia-Pacific	Q3 2019	3 500
Report	The potential of 5G Fixed Wireless Access*	Q3 2019	3 000
Dataset+Report	5G markets in North America	Q3 2019	2 000
Report	5G in South Korea	Q3 2019	500
Report	5G Deployments and rollouts	Q2 2019	2 000
Dataset+Report	From network virtualisation to 5G slicing	Q2 2019	3 000
Report	Rakuten	Q2 2019	1 000
Dataset+Report	Telco & OTT investment challenges - CapEx dynamics	Q1 2019	3 000
Report	5G Video	Q1 2019	3 000
Report	Licensing 5G Spectrum*	Q4 2018	3 000
Report	The 2G & 3G Shutdowns - The raft of rationales	Q2 2018	3 000

* Disponible également en version française

Titles and scheduling of upcoming publications are indicative – details for available publications can be accessed online

Smart Verticals & IoT

Our key strengths

In-depth datasets for cellular M2M, LPWA and smart city markets

Custom approach leveraging our datasets developed for



Healthcare - Connected Health (2nd edition)

Automotive - Connected & autonomous cars (4th edition)

Utilities - Smart metering (3rd edition)

Smart City - Urban IoT (3rd edition)

Industry - Industrial Internet (2nd edition)

Smart Home/building (2nd edition)

Sports & wearables (2nd edition)

Silver economy (1st edition)

Smart farming (1st edition)

Asset tracking (1st edition)



14 vertical B2B and B2C markets



50 use cases



20 countries in M2M dataset

Dataset includes connected machines per vertical and per technology (Cellular, Wired, Wireless, Satellite and both licensed and unlicensed LPWAN), M2M value with breakdown (connectivity, hardware, software and IT), % of revenues from M2M

360° view on IoT, with connectivity and beyond



Technology wars



National Plans and Players' strategies



Platforms and Data Monetization



Smart Verticals & IoT

Reports & Datasets

Type of deliverable	Publication title	Publication date	Unit price (EUR excl. VAT)
Upcoming publications (additional titles to be announced)			
Report	Future of logistics	1H 2020	2 500
Report	Industrial 5G	1H 2020	3 000
Dataset+Report	The Smart City Market - Cities' spending	1H 2020	4 000
Dataset+Report	Cellular IoT markets : NB-IoT, Sigfox, LoRa, LTE-M, 5G	Q1 2020	4 000
Dataset+Report	IoT Markets - Middle East	1H 2020	2 000
Report	IoT Platforms	Q2 2020	1 500
Report	Connected cars	2H 2020	1 500
Report	Mobility as a Service	2H 2020	3 000
Dataset+Report	World Cellular M2M market - Technologies & market forecasts up to 2025	2H 2020	4 000
Report	V2X markets	2H 2020	3 000
Available publications			
Report	L'IoT à l'ère du NewSpace	Q1 2020	2 500
Report	Digital Twin Cities	Q1 2020	2 000
Report	Smart Cities in Europe	Q4 2019	2 000
Report	Asia-Pacific Smart City Panorama	Q4 2019	2 000
Report	Vodafone in IoT	Q4 2019	500
Report	Key IoT verticals for MNOs	Q4 2019	3 000
Report	Connected cars	Q4 2019	500
Dataset+Report	The Smart City Market - Cities' spending on their smart city projects and strate	Q3 2019	4 000
Report	Smart Buildings	Q3 2019	3 000
Dataset + Report	World Cellular M2M market - Technologies & market forecasts up to 2023	Q3 2019	4 000
Report	Smart Ageing*	Q3 2019	2 500
Report	Autonomous Vehicles	Q3 2019	2 000
Report	IoT Platforms	Q2 2019	1 000
Dataset + Report	World IoT markets -Technologies, Players & Market up to 2022	Q1 2019	4 000
Report	Smart Farming	Q4 2018	3 000
Report	National public policies on IoT	Q3 2018	3 000
Report	National public policies on IoT - Smart Cities	Q3 2018	1 000
Report	National public policies on IoT - Utilities	Q4 2018	2 000
Report	National public policies on IoT - World Benchmark for industry	Q4 2018	2 000
Report	Asset tracking and Fleet Management	Q2 2018	3 000
Report	Data monetization in IoT	Q1 2018	2 000

* Disponible également en version française

Titles and scheduling of upcoming publications are indicative – details for available publications can be accessed online

Future TV and Digital Content

Our key strengths

Complete dataset with both traditional TV and OTT Video



23 Data dimensions,
Of which 13 in value

Dataset includes breakdown of TV revenue (FTA, payTV), breakdown of OTT revenue (ad, VOD, SVOD) and TV users per type of network (DTT, cable, sat, IPTV)



40+ countries

Additional datasets for Video Games and Digital Content



23 Data dimensions,
Of which 16 in value

Dataset includes breakdown of markets for home consoles, handheld consoles, TV game, mobile game, PC game and VR reality game (including headsets).


Prospective view



Value chain evolutions
telcos, OTTs,
broadcasters,
right holders



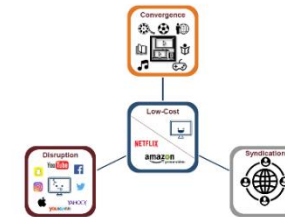
Business models
rights, piracy,
advertising



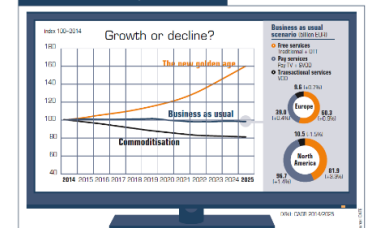
Technology impacts
5G, Blockchain,
AR/VR

Flagship reports on Future TV

Four potential scenarios for the future TV industry



Three TV market development scenarios



Future TV and Digital Content Reports & Datasets

Type of deliverable	Publication title	Publication date	Unit price (EUR excl. VAT)
Upcoming publications (additional titles to be announced)			
Report	eSports	1H 2020	3 000
Report	OTT Regulation	1H 2020	2 500
Dataset+Report	TV markets in Europe	1H 2020	3 000
Report	Cloud Gaming*	Q1 2020	2 000
Report	Advertising TV*	Q1 2020	3 000
Report	Set-top boxes	Q1 2020	3 000
Dataset + Report	World TV/video Markets*	Q1 2020	5 000
Report	Satellite and media	Q2 2020	2 500
Report	TV & video market in Africa and the Middle East *	2H 2020	3 000
Report	Sport Content Funding	2H 2020	2 500
Dataset + Report	Content Economics	2H 2020	4 000
Available publications			
Report	Future TV*	Q1 2020	3 000
Report	Blockchain in media*	Q1 2020	3 000
Report	Pay TV markets and players - The market's transition to OTT*	Q4 2019	3 000
Report	The Immersive Technologies Market (VR/AR/MR)*	Q4 2019	3 000
Dataset + Report	TV markets in Europe*	Q3 2019	3 000
Dataset + Report	TV & video market in Africa and the Middle East *	Q3 2019	3 000
Dataset + Report	World TV and video Markets* - 1H2019	Q3 2019	4 000
Report	Sports, Films, Series: funding in the age of OTT*	Q3 2019	4 000
Report	Sport Content: funding in the age of OTT*	Q3 2019	1 750
Report	Films: funding in the age of OTT*	Q3 2019	1 750
Report	Series: funding in the age of OTT*	Q3 2019	1 750
Dataset + Report	TV & video market in North America*	Q2 2019	2 500
Report	Dazn, the Netflix of Sport?*	Q2 2019	500
Report	5G Video	Q1 2019	3 000
Dataset	World Video Game Market	Q1 2019	5 000
Report	Public broadcasting in the Digital Age*	Q1 2019	3 000
Report	Internet Giants Investing in Content	Q4 2018	3 000
Report	eSports - The Spectacular rise of a social phenomenon*	Q3 2018	1 000
Report	Media Piracy - A major threat for Sport and Live Programming?*	Q3 2018	3 000
Dataset + Report	The Content Economy: Press, Video, Music, Video Game, Books*	Q3 2018	4 000
Report	OTT Video*	Q1 2018	2 000
Report	Advertising and TDaaS: trends in personal data monetisation	Q4 2017	2 000

* Disponible également en version française

Titles and scheduling of upcoming publications are indicative – details for available publications can be accessed online

Emerging Tech

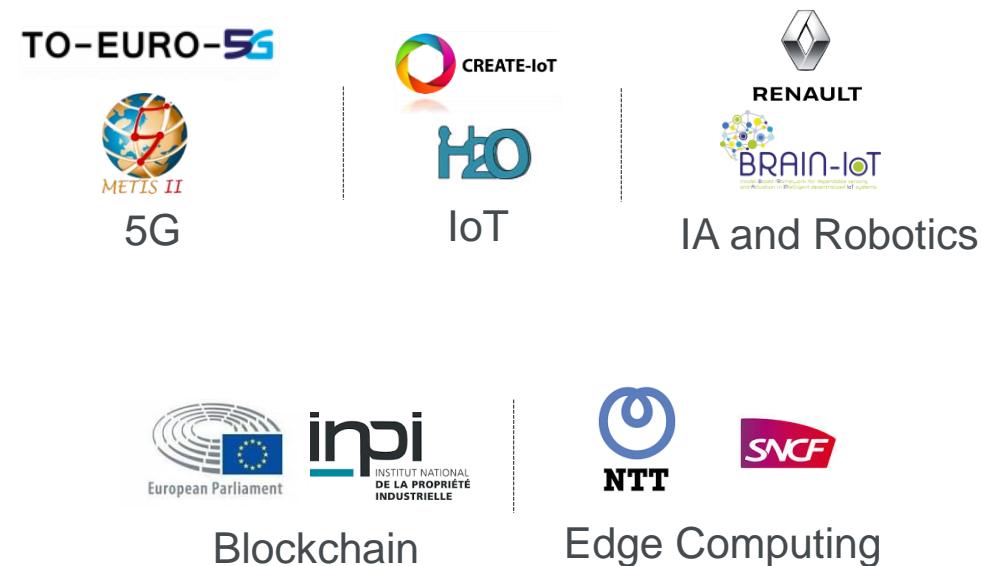
Our key strengths

Ranking of top disruptive technologies For 2025 from our community

1	Artificial intelligence
2	Internet of Things / Smart Things
3	Robotics / Automation
4	Cybersecurity
5	Big data / analytics
6	Energy storage/Batteries
7	Blockchain
8	5G
9	Cloud
10	FinTech
11	Batteryless / energy harvesting
12	Augmented/mixed reality
13	Voice assistants / VPA
14	3D printing
15	Virtual reality

Source : IDATE DigiWorld, Innovation 2025 Survey: Key Digital Technologies, 2017.

Strong network of R&D experts through active contribution to R&D projects and assistance to start-ups/large groups



Emerging Tech Reports & Datasets

Type of deliverable	Publication title	Publication date	Unit price (EUR excl. VAT)
Upcoming publications (additional titles to be announced)			
Report	Quantum Computing	1H 2020	3 000
Report	Blockchain in Telecom and IoT	1H 2020	3 000
Report	Voice Assistants	1H 2020	1 500
Report	Digital Twin Cities	Q1 2020	2 000
Report	Key technologies 2030	2H 2020	2 500
Report	Artificial Intelligence	2H 2020	3 000
Report	Augmented Reality and Virtual Reality*	2H 2020	3 000
Available publications			
Report	Blockchain in media*	Q1 2020	3 000
Report	The Immersive Technologies Market (VR/AR/MR)*	Q4 2019	3 000
Report	National Artificial Intelligence Strategies	Q4 2019	2 000
Report	Edge Computing	Q4 2019	3 000
Report	Maritime 4.0	Q4 2019	1 000
Report	6G: So, what happens in 2030?	Q4 2019	1 500
Report	SoftBank - A disruptive player	Q2 2019	500
Report	Robotics	Q2 2019	2 500
Report	Semiconductors Dynamics	Q4 2018	1 000
Report	The Critical IoT	Q4 2017	3 000
Report	Innovation 2025: Let's get Phygital!	Q4 2017	1 000
Report	Key IoT Technologies	Q3 2017	2 000
Report	Artificial Intelligence - Analysing the trend	Q3 2017	1 000

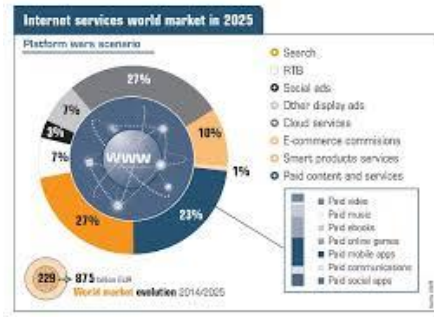
* Disponible également en version française

Titles and scheduling of upcoming publications are indicative – details for available publications can be accessed online

Digital Economy

Our key strengths

Cross-sectoral macro views on telecoms, OTT, digital content and more



Extended
Yearbook

15+ Data dimensions
in OTT* and Telecom**

* Dataset includes all main OTT revenue sources, both advertising and paid; ranging from mobile, social, video to cloud and e-commerce.

** Dataset includes retail service revenue broken down by technology (fixed/mobile) and by usage (voice/data) and main connection numbers (broadband subscribers, o/w FTTx connections; mobile connections, o/w 4G subscribers). Data provided at world, region and country (10 national markets) levels. Data series over 10 years (5 past years, 5 next ones)

Focus on the long term future





Future of
Telecom



Future of
Digital
Europe



Future of
Television



Digital Economy

Reports & Datasets

Type of deliverable	Publication title	Publication date	Unit price (EUR excl. VAT)
Upcoming publications (additional titles to be announced)			
Dataset + Report	World Telecom markets and players	1H 2020	3 000
Report	Future TV*	Q1 2020	3 000
Report	Trends in Cybersecurity	1H 2020	1 000
Report	Amazon	1H 2020	1 000
Report	Key technologies 2030	2H 2020	2 500
Report	Digiworld Yearbook Africa*	2H 2020	150
Dataset + Report	OTT markets	2H 2020	3 000
Report	Telecom 2025	2H 2020	4 000
Available publications			
Report	Digital China	Q1 2020	1 500
Report	Omnichannel strategies in retail and telecom industries	Q4 2019	1 000
Dataset + Report	World OTT markets	Q4 2019	3 000
Report	Digital Europe 2030	Q3 2019	1 500
Report	Internet access in South Africa	Q3 2019	500
Report	Iliad in Italy: One Year Later*	Q3 2019	1 000
Report	Open Innovation & Telecoms Incubators*	Q2 2019	1 500
Report	SoftBank - A disruptive player	Q2 2019	500
Report	5G Deployments and rollouts	Q2 2019	2 000
Report	Dazn, the Netflix of Sport?*	Q2 2019	500
Dataset + Report	World Telecom Services & Players	Q1 2019	4 000
Report	Business Models in the Phygital World	Q1 2019	1 500
Report	Internet Giants Investing in Content	Q4 2018	3 000
Report	FTTH: a strategic game-changer for telcos	Q4 2018	3 000
Report	National public policies on IoT - Utilities	Q4 2018	2 000
Report	Mobile Banking	Q2 2018	3 000
Report	Digital Russia	Q2 2018	1 000
Report	Media-Telecom Convergence*	Q2 2018	3 000

* Disponible également en version française

Titles and scheduling of upcoming publications are indicative – details for available publications can be accessed online

Among our key customers worldwide



A map of Europe with various stakeholder logos placed over different countries. The logos include: GAGNAVEITA (Iceland), NOKIA (Finland), yle (Finland), ERICSSON (Sweden), Bifrost (Norway), Ofcom (UK), European Investment Bank (UK), eesa (Belgium), T-Mobile (Germany), KRT (Austria), UKE (Austria), arcep (France), ENGIE (France), THALES (France), france.tv (France), UER (France), A1 (Italy), NMH (Hungary), BANQUE des TERRITOIRES (France), cnes (France), CANAL+ (France), orange (France), AIRBUS (France), swisscom (Switzerland), Prysmian Group (Italy), MEDIASET (Italy), TELECOM (Italy), open fiber (Italy), ANACOM (Spain), Telefonica (Spain), red.es (Spain), AGCOM (Italy), EETT (Greece), and TURKCELL (Turkey).

Purchasing options



Collection

Yearly subscription including all the subscription period deliverables and all deliverables already published for the last 5 years.



Credits

Build your own package from different collections. Selection of titles is done later on.



Catalogue pick

Select one or several reports from the list. Pricing per report for 1 to 5 users listed in the collection slides.



Limited licence

Access for 1 to 5 users through our platform



Group licence

Access for the group through your Intranet

Specific offers for regulators and public institutions

 AUTORITÀ PER LE GARANZIE NELLE COMUNICAZIONI AGCOM	 ANACOM AUTORIDADE NACIONAL DE COMUNICAÇÕES	 arcep	 Body of European Regulators for Electronic Communications BEREC OFFICE		 CNMC COMISIÓN NACIONAL DE LOS MERCADOS Y LA COMPETENCIA
 Communications Regulatory Authority State of Qatar	 COMISIÓN DE REGULACIÓN DE COMUNICACIONES REPUBLICA DE COLOMBIA	 CSA CONSEIL SUPÉRIEUR DE L'AUDIOVISUEL	 EETT HELLENIC TELECOMMUNICATIONS & POST COMMISSION	 ETRI Electronics and Telecommunications Research Institute	 European Commission
 European Investment Bank	 Hadopi	 IBPT	 ITRI Industrial Technology Research Institute	 KRRiT	 Liberté • Égalité • Fraternité RÉPUBLIQUE FRANÇAISE Ministère Culture Communication
 NMHH National Media and Infocommunications Authority • Hungary • Media Council	 Ofcom	 red.es	 UER	 UKE	 THE WORLD BANK IBRD • IDA WORLD BANK GROUP

Your contacts

Our team is here to discuss your needs, to tell you more about our unique expertise, products and services, and to provide you with the support you need, when you need it.



Vincent Bonneau

Head of Programs
+33 (0)4 67 14 44 53
v.bonneau@idate.org



Roland Montagne

Business Development
Broadband & FTTx Principal Analyst
+33 (0)4 67 14 44 26
r.montagne@idate.org



Hélène Ollivier

Research & Publications Editor
h.ollivier@idate.org



Isabel Jiménez

Sales Manager
+33 (0)4 67 14 44 04
i.jimenez@idate.org



Vanessa Segura

Customer support
+33 (0)4 67 14 44 81
v.segura@idate.org



Sophie Monjo

Exclusive Hotline for
IDATE DigiWorld Members
+33 (0)4 67 14 44 56
s.monjo@idate.org

The lead analysts

Our team is here to discuss your needs, to tell you more about our unique expertise, products and services, and to provide you with ongoing support.



Didier Pouillot

Wireline services practice leader
d.pouillot@idate.org



Carole Manero

Wireless Services practice leader
c.manero@idate.org



Samuel Ropert

IoT & Smart Verticals practice leader
s.ropert@idate.org



Florence Le Borgne

Media practice Leader
f.leborgne@idate.org



Frédéric Pujol

Wireless technologies and
Spectrum practice leader
f.pujol@idate.org



Bertrand Copigneaux

Emerging Tech practice leader
b.copigneaux@idate.org



Philippe Baudouin

Smart City practice Leader
p.baudouin@idate.org



Since 1977, our team has delivered consultancy services, market intelligence solutions and networking opportunities to provide an in-depth understanding of the digital world and enhance our clients' strategic decision-making.

We are proud that every year more than 400 public bodies and multinational companies all over the world renew their trust in our services.

Learn more about our three activities:

TO FIND OUT MORE ABOUT US:

WWW.IDATE.ORG/DIGIWORLD-RESEARCH/

MARKET INTELLIGENCE

- Global Observatory/Reports:
 - Techno-economic analysis
 - Global databases
- Digital trends study programmes
- Publications on future technologies

CONSULTING

- Market analysis and user behaviour
- Business models
- Public policy
- Feasibility studies
- Digital transformation strategies
- Strategies and operations support
- Training and communication

THINK TANK

- 30 Clubs in Paris, London, Brussels and Morocco
- 3 Conferences – Montpellier, Paris and Morocco
- 3 Deep Dive Workshops
- DigiWorld Yearbook (International and Africa)